


Cube & Prism Towers

CUBE TOWER PRISM TOWER

Maximize your messaging in any lobby, entryway, at any event or tradeshow with a versatile display tower. These easy-to-use snap frames are features on all sides and are available in a variety of configurations and sizes. Choice of silver or black snap frames. Frames come with a clear protective lens. Options include wheels or feet. Custom sizes also available.



Top



Top

features and benefits:

- Easy-to-use snap frames on all sides
- Variety of sizes and configurations
- Choice of silver or black frames
- Seamlessly display multiple graphics and messages
- Front loading graphic mechanism makes graphic changes easy
- Includes optional wheels or feet
- Custom sizes also available
- One year limited hardware warranty against manufacturer defects

dimensions:

Hardware

Assembled unit:

CUBE 01: 37.25" w x 75.375" h x 37.25" d
 CUBE 02: 25.25" w x 74.5" h x 25.25" d
 CUBE 03: 31.25" w x 76.5" h x 31.25" d
 CUBE 04: 25.25" w x 93.75" h x 25.25" d
 CUBE 05: 31.25" w x 82.54" h x 31.25" d
 CUBE 06: 41.25" w x 93.75" h x 41.25" d

PRISM 01: 37.25" w x 75.75" h x 33.75" d
 PRISM 02: 25.25" w x 74.5" h x 23.25" d
 PRISM 03: 31.25" w x 75.75" h x 28.5" d
 PRISM 04: 25.25" w x 93.75" h x 22.75" d
 PRISM 05: 31.25" w x 82.5" h x 37.5" d
 PRISM 06: 41.25" w x 93.75" h x 28.25" d

Approximate weight:

CUBE 01: 87 lbs / 40 kgs
 CUBE 02: 62 lbs / 28 kgs
 CUBE 03: 72 lb / 33 kgs
 CUBE 04: 75 lbs / 34 kgs
 CUBE 05: 78 lbs / 35.4 kgs
 CUBE 06: 112 lbs / 51 kgs

PRISM 01: 66 lbs / 30 kgs
 PRISM 02: 47 lbs / 21 kgs
 PRISM 03: 54 lbs / 24.5 kgs
 PRISM 04: 56 lbs / 25.4 kgs
 PRISM 05: 59 lbs / 26.8 kgs
 PRISM 06: 84 lbs / 38 kgs

Graphic

Visual area - each panel:

CUBE 01: 36" w x 24" h
 CUBE 02: 24" w x 36" h
 CUBE 03: 30" w x 24" h
 CUBE 04: 24" w x 30" h
 CUBE 05: 30" w x 40" h
 CUBE 06: 40" w x 30" h

PRISM 01: 36" w x 24" h
 PRISM 02: 24" w x 36" h
 PRISM 03: 30" w x 24" h
 PRISM 04: 24" w x 30" h
 PRISM 05: 30" w x 40" h
 PRISM 06: 40" w x 30" h

Shipping

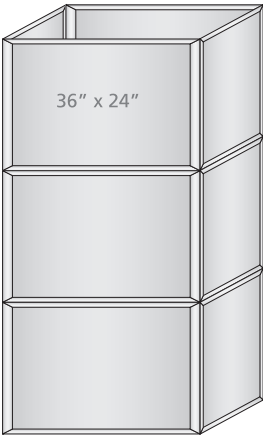
Shipping weights and dims vary on the size of the product ordered. Contact your dealer for specific weights and dimensions.

SIGNPRO™
S Y S T E M S

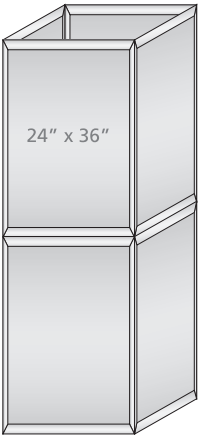
We are continually improving and modifying our product range and reserve the right to vary the specifications without prior notice. All dimensions and weights quoted are approximate and we accept no responsibility for variance. E&OE. See Graphic Templates for graphic bleed specifications.




CUBE/PRISM CODES & GRAPHIC DIMENSIONS



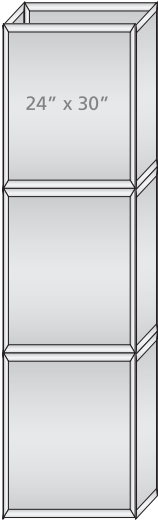
CUBE01



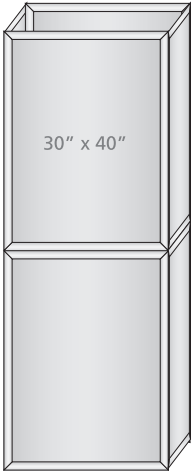
CUBE02



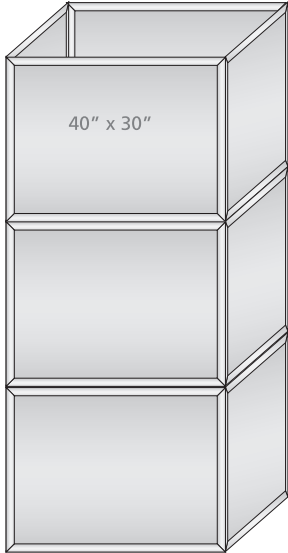
CUBE03




CUBE04



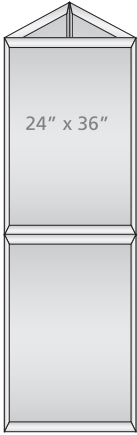
CUBE05




CUBE06




PRISM01




PRISM02




PRISM03



PRISM04

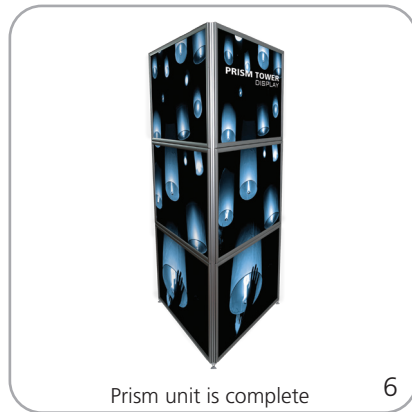



PRISM05



PRISM06

Prism Set-up



Cube Set-up

