


# Formulate Literature Holder

## FMLT-WLLH

Formulate™ accents enhance the functionality of any 10ft or 20ft backwall and add more real estate for messaging too! With monitor supports, literature pockets, shelves, tables, counters and more, you are sure to find the accent that best suits your needs.



## features and benefits:

- State-of-the-art brushed 30mm aluminum tube frame with snap button assembly
- Three literature pockets
- Top and bottom printed infill panels
- Kit includes: one frame, two panel graphics, three literature pockets, and one wheeled molded OCH storage case
- Lifetime hardware warranty against manufacturer defects

## dimensions:

Hardware	Graphic
<p>Assembled unit: 23.6" w x 92.7" h x 19.15" d 668mm(w) x 2355mm(h) x 486mm(d)</p> <p>Approximate weight (includes graphics): 16 lbs / 7.25 kgs</p>	<p>Total visual area: Top &amp; bottom: 21" w x 17" h</p> <p>Please be sure to include 1/2" bleed around the perimeter.</p> <p>Refer to related graphic template for more information.</p>
<p>Shipping</p> <p>Shipping dimensions: One OCH case: 50" l x 29" w x 12" h</p> <p>Approximate shipping weight: (with case): 46 lbs / 28.6 kgs</p>	<p>Visit: <a href="http://www.exhibitors-handbook.com/graphic-templates">www.exhibitors-handbook.com/graphic-templates</a></p>

## additional information:

Graphic material:  
3mm white pvc

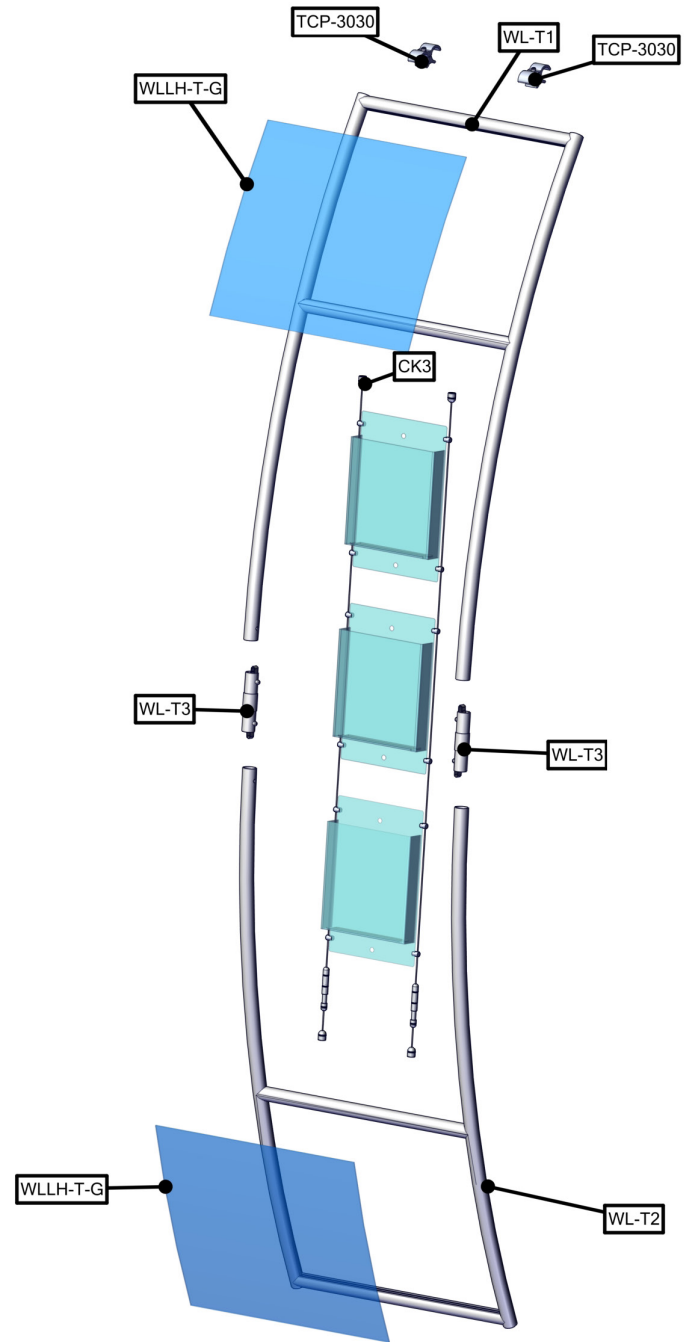
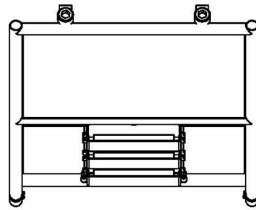
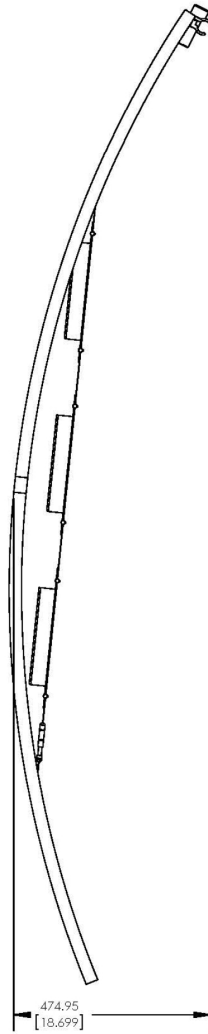
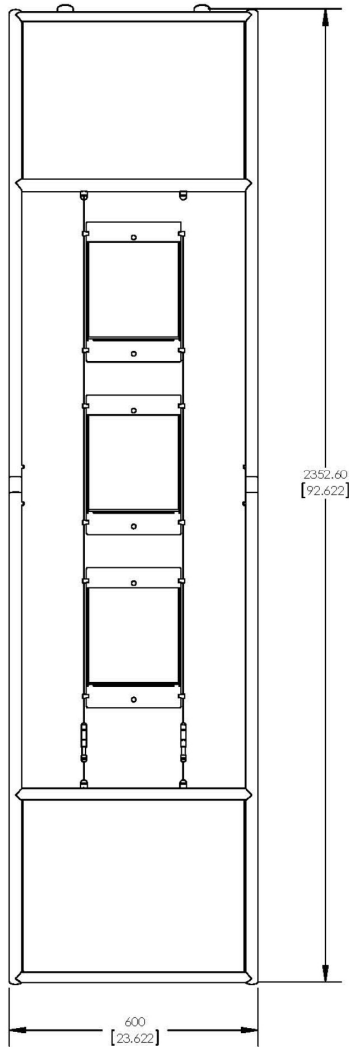


[www.display-setup-animations.com](http://www.display-setup-animations.com)

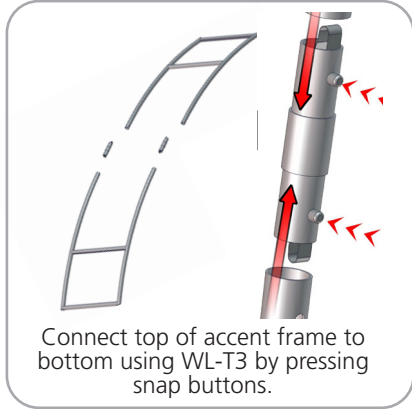
We are continually improving and modifying our product range and reserve the right to vary the specifications without prior notice. All dimensions and weights quoted are approximate and we accept no responsibility for variance. E&OE. See Graphic Templates for graphic bleed specifications.

## Parts Included

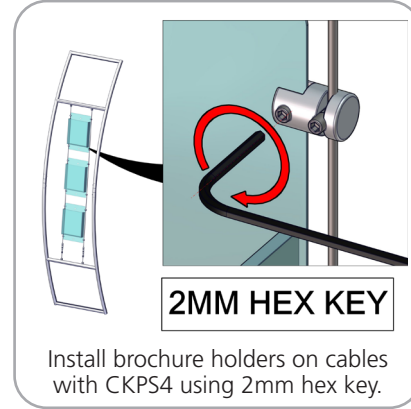
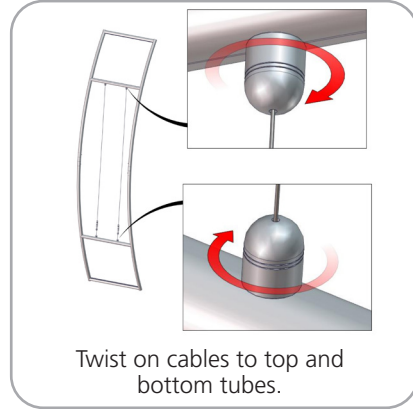
Part Label	Qty	Part Code
CABLES WITH (3) LITERATURE POCKETS	x1	CK3
PARALLEL TUBE CLAMP FOR 30MM TUBES	x2	TCP-3030
30MM TUBE SECTION	x2	WL-T3
TOP SINTRA GRAPHICS	x2	WLLH-T-G
30MM TUBE SECTION	x1	WL-T2
30MM TUBE SECTION	x1	WL-T1



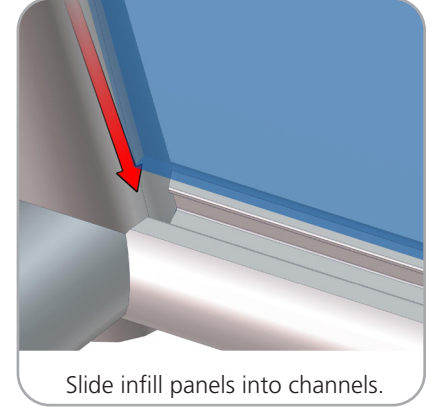
### STEP 1: ASSEMBLE FRAME



### STEP 2: ATTACH LITERATURE HOLDER



### STEP 3: ATTACH GRAPHICS



### STEP 4: ATTACH TO BACKWALL WITH CLAMPS

