


# Hybrid Pro Modular Kit 05

**HP-K-05**

Hybrid Pro™ Modular exhibits and counters are a perfect solution for the serious exhibitor. Exhibits feature heavy-duty aluminum extrusion frames and push-fit fabric graphics. Count on making an unforgettable impact with Hybrid Pro Modular exhibit kits, counters, and accessories.



We are continually improving and modifying our product range and reserve the right to vary the specifications without prior notice. All dimensions and weights quoted are approximate and we accept no responsibility for variance. E&OE. See Graphic Templates for graphic bleed specifications.

**features and benefits:**

- Silver aluminum extrusion frame
- Single-sided SEG dye-sublimated push-fit fabric graphics
- UV graphic printed on 6mm white Sintra
- Easy step-by-step instructions
- Kit includes frame, two fabric graphic panels, six white Sintra, two 200 LED floodlights and two molded OCH2 cases
- Lifetime hardware warranty against manufacturer defects

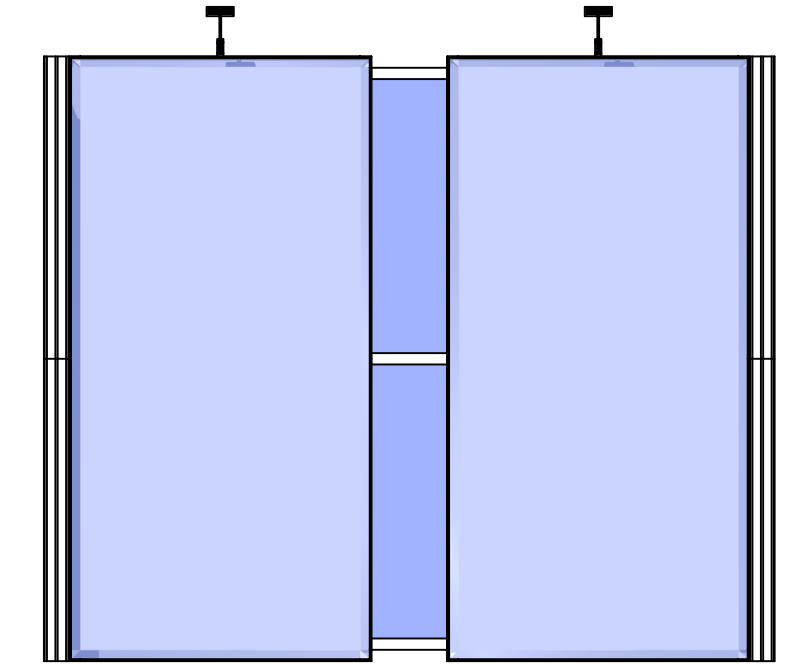
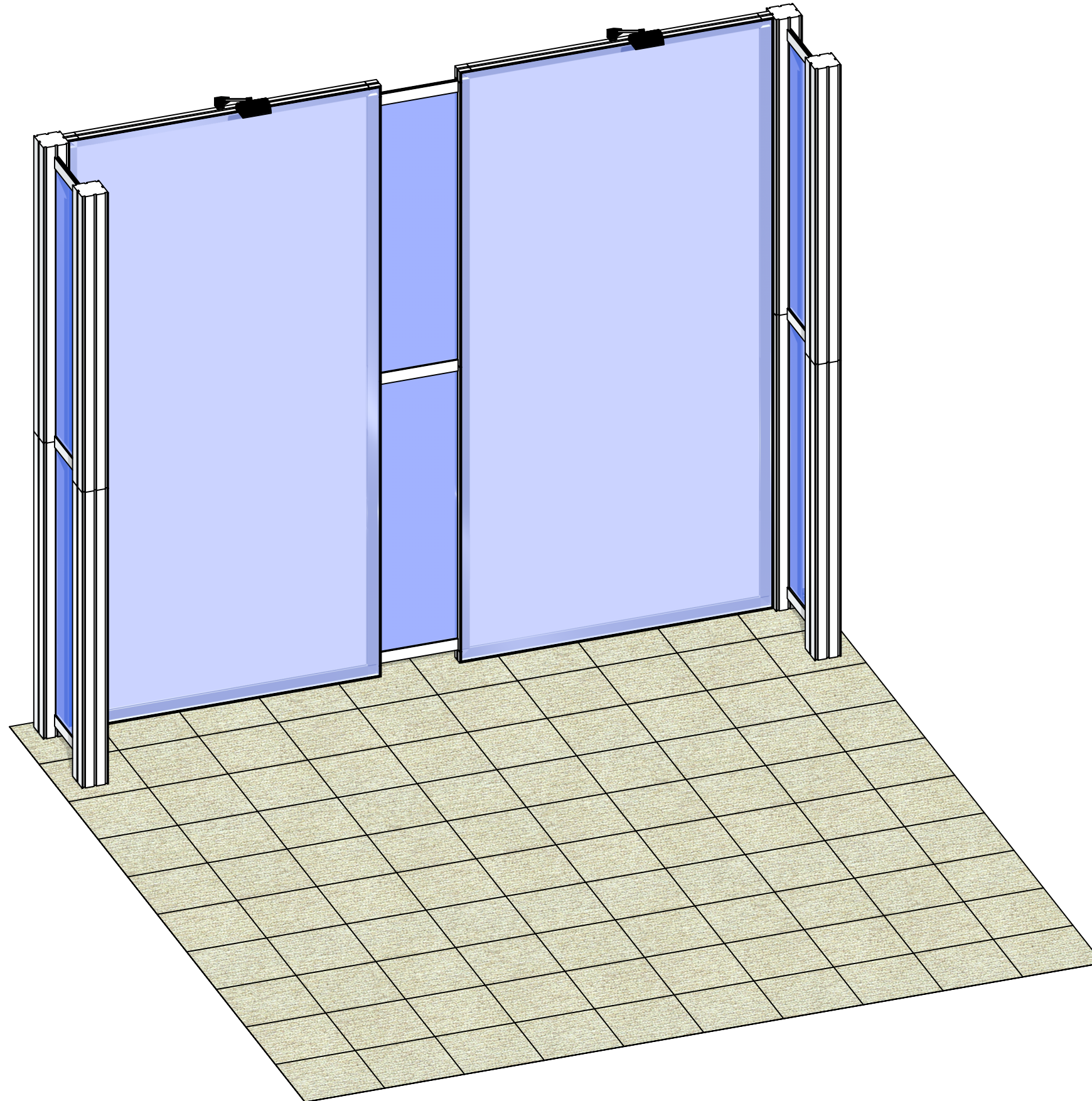
**dimensions:**

Hardware	Graphic
Assembled unit: 114.13" w x 94.5" h x 19.63" d 2899mm(w) x 2400mm(h) x 499mm(d)	Refer to related graphic templates for more information  Visit: <a href="http://www.exhibitors-handbook.com/graphic-templates">www.exhibitors-handbook.com/graphic-templates</a>
Shipping	
Shipping dimensions - ships in 2 cases: 2 OCH2 cases (each case): 52" l x 29" w x 15" h 1321mm(l) x 737mm(w) x 381mm(h)  Approximate shipping weight (entire kit): 156 lbs / 70.75 kgs	

**additional information:**

Fabric material: Dye-sublimated fabric and UV printed on white Sintra  Lights Included: Lumina 200 LED floodlight, straight arm and adjustable head, black finish, 19.5" from end to end	*Foreground counter not included in purchased/rental kit
--	--

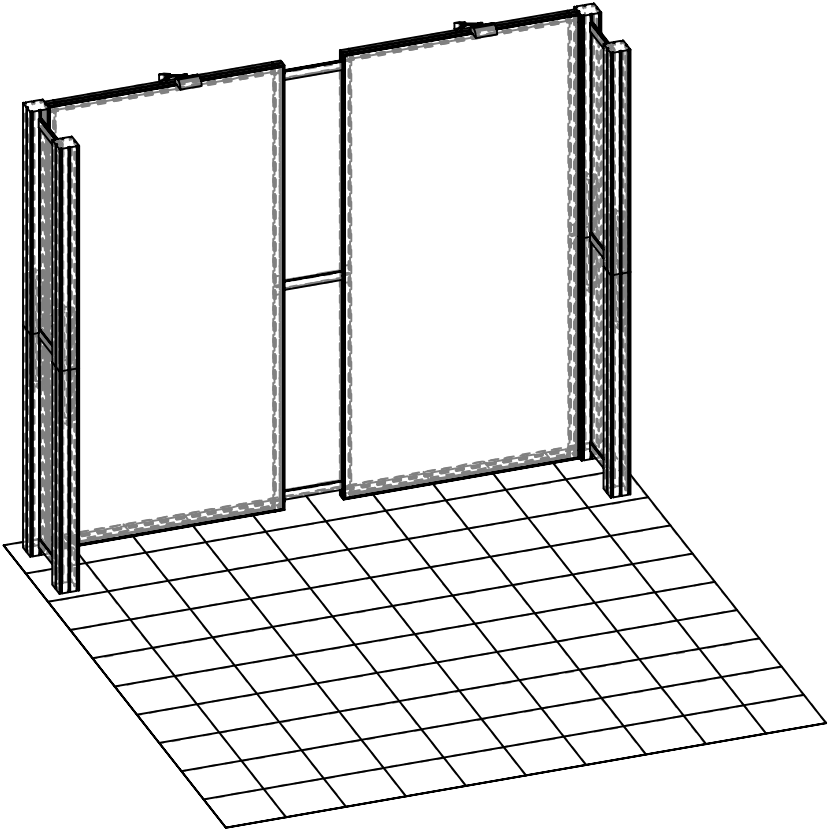
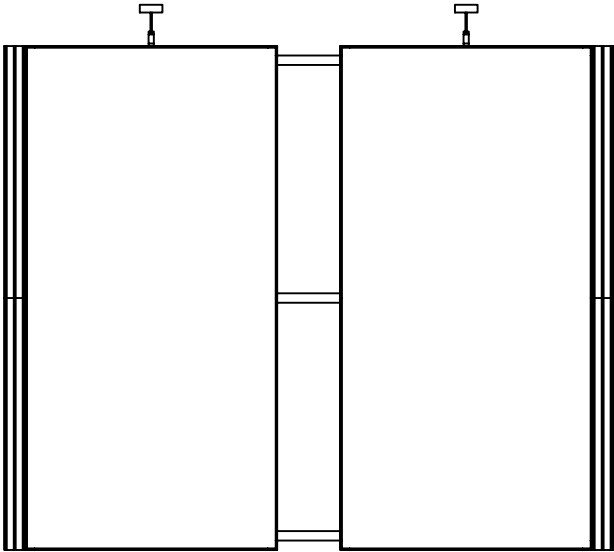
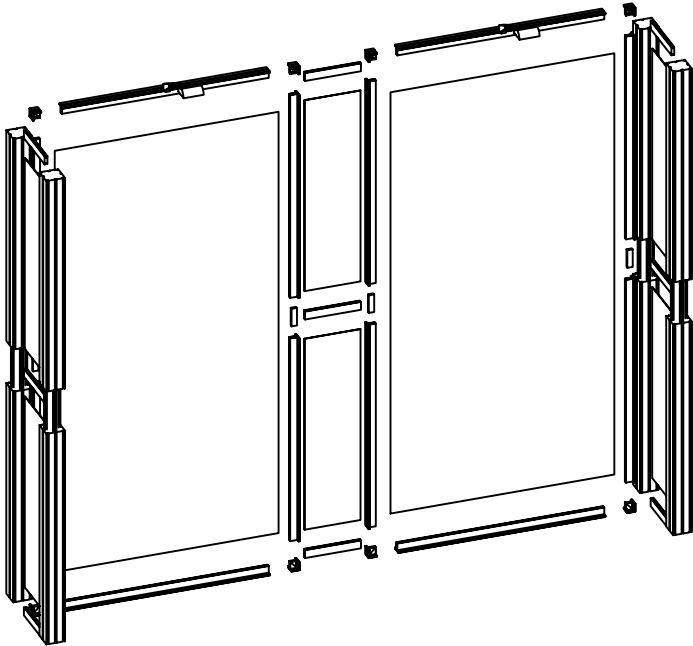
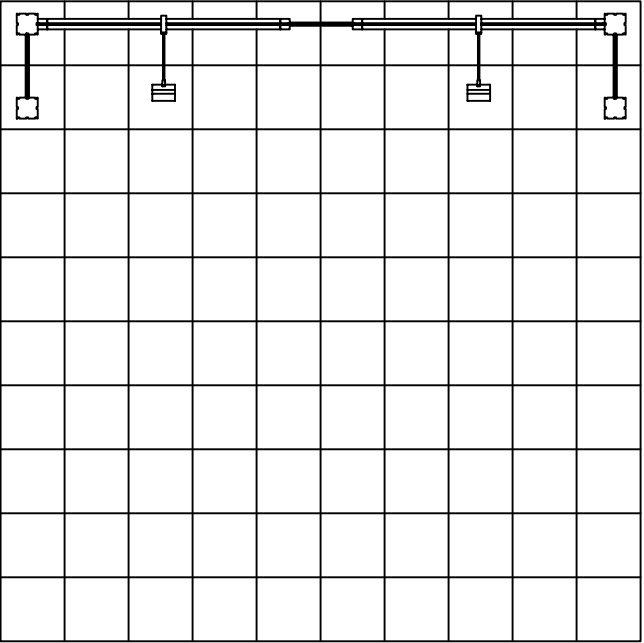
R-HP-K-05

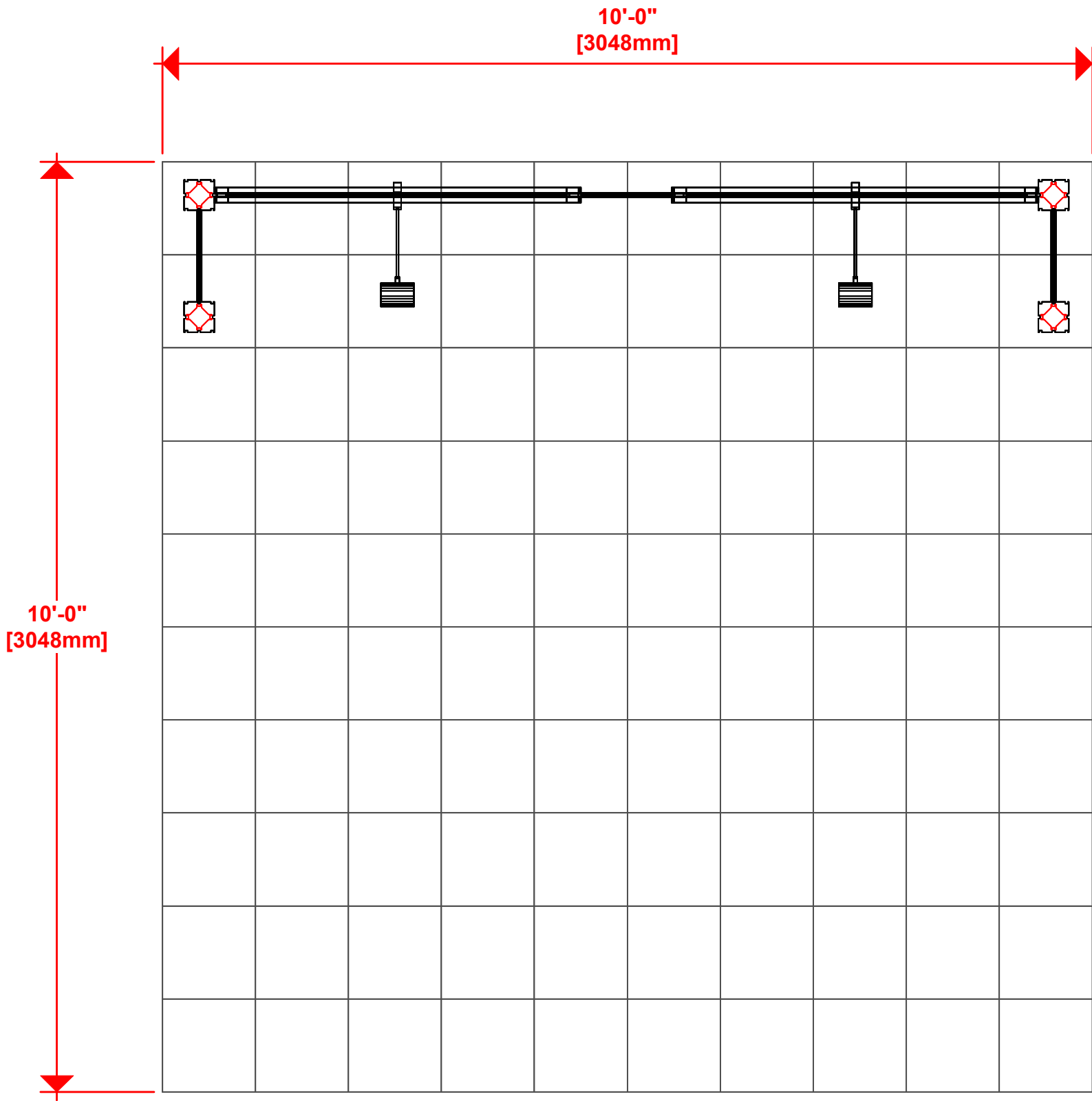


Code	#	Description
LEDL10S	2	LED SPOTLIGHT,3M,UL PLUG W/TRANSFORMER SILVER
R8	9	300MM (11.81") PH EXTRUSION WITH LOCKS 2 ENDS
GRAPHIC B5	1	12 1/4" (H) X 43 1/4" (W) DSG GRAPHIC ON 6MM WHITE SINTRA
R15	8	1200MM (47.24") 100MM PM4S2 SQUARE EXTRUSION WITH PH2 STOP AT 305MM
R13	4	600MM (23.62") PM4D CONNECTOR WITH TENSION GLIDES
R37	4	1110MM (43.70") PHFC2 EXTRUSION WITH LOCKS 2 ENDS
R28	4	1155MM (45.47") PHFC2 EXTRUSION WITH IB2 HOLE ONE SIDE-WITH LOCK 1 END
GRAPHIC A2	1	94 1/2" (H) X 47 1/4" (W) SINGLE SIDED DYESUB GRAPHIC W/ FCE-2 ON PERIMETER
R19	4	1155MM (45.47") PHFC2 EXTRUSION WITH IB2 HOLE ONE SIDE-WITH LOCK 1 END WITH SIDE CAM LOCKS
IB2	4	PH INLINE CONNECTOR
CB9-S	8	50MM SQUARE PHCF2 CORNER BRACKET
GRAPHIC A1	1	94 1/2" (H) X 47 1/4" (W) SINGLE SIDED DYESUB GRAPHIC W/ FCE-2 ON PERIMETER
GRAPHIC B2	1	12 1/4" (H) X 43 1/4" (W) DSG GRAPHIC ON 6MM WHITE SINTRA
GRAPHIC B6	1	12 1/4" (H) X 43 1/4" (W) DSG GRAPHIC ON 6MM WHITE SINTRA
GRAPHIC B3	1	12 1/4" (H) X 43 1/4" (W) DSG GRAPHIC ON 6MM WHITE SINTRA
GRAPHIC B4	1	12 1/4" (H) X 43 1/4" (W) DSG GRAPHIC ON 6MM WHITE SINTRA
GRAPHIC B1	1	12 1/4" (H) X 43 1/4" (W) DSG GRAPHIC ON 6MM WHITE SINTRA

BOM

R-HP-K-05





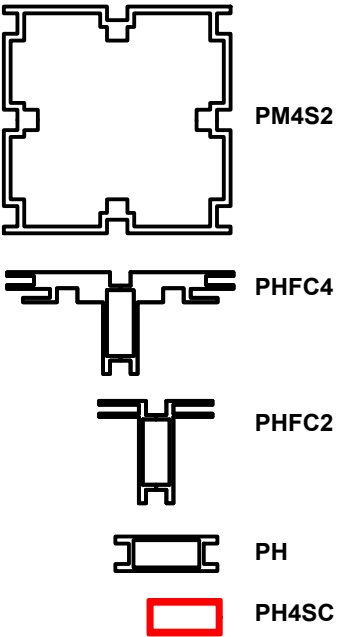
(2) LEDL 10S LIGHTS = 50W PER STICK

1. Redesign of this exhibit without approval by manufacturer may result in dangerous and unsafe structures. Manufacturer disclaims any responsibility for redesigned exhibits it does not approve in writing.

2. Parts and components such as panels and extrusions are manufactured to metric sizing. Where ever possible sizes have been noted in feet and inches as well as in metric. Below is the imperial to metric sizing table as reference. "Nominal" refers to approximate size.

2400mm = (94 1/2")	Phone Line / Fax
2100mm = (82 5/8")	Internet connection
1800mm = (70 7/8")	Outlet
1500mm = (59")	Main Drop (point of distrution)
1200mm = (47 1/4")	
900mm = (35 1/2")	
600mm = (23 5/8")	
300mm = (11 7/8")	

Wire running under carpet

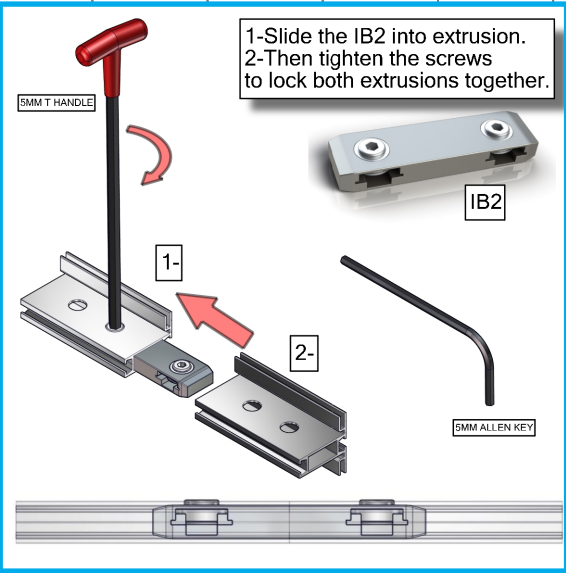
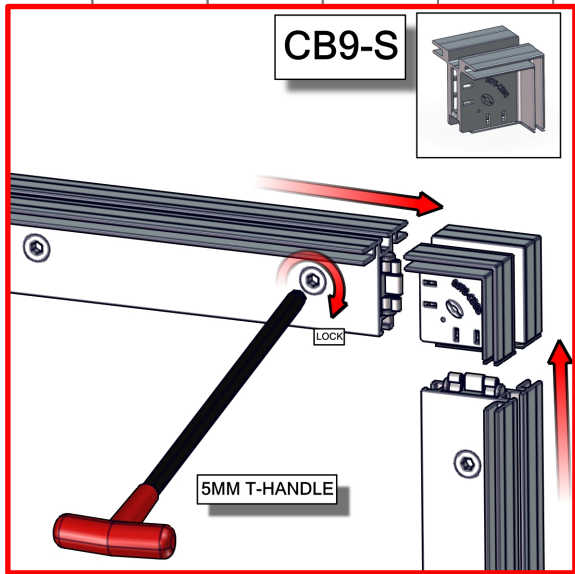
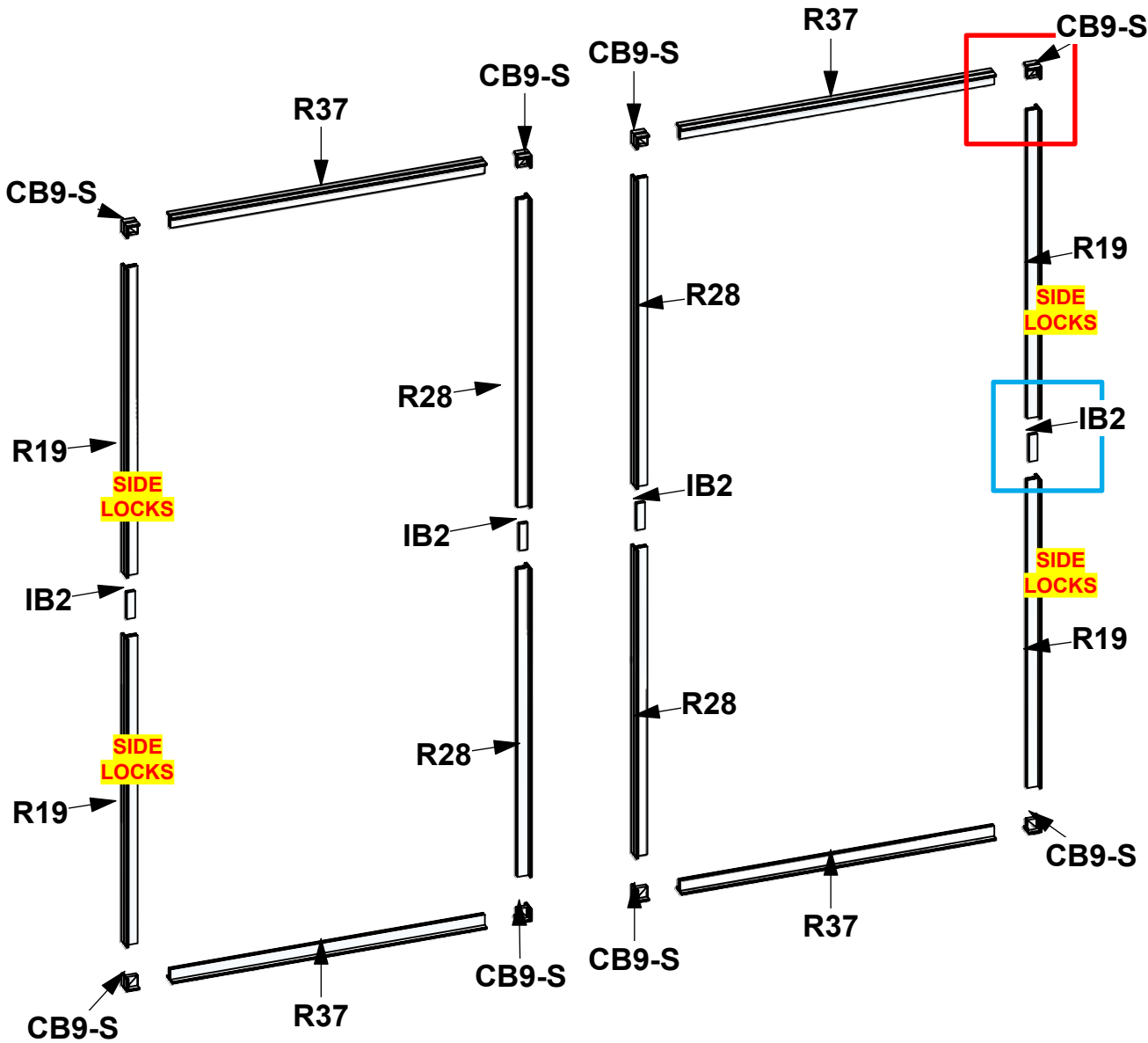


HYBRID PRO RENTAL KIT

Title: SET-UP INSTRUCTIONS



Code	#	Description
R37	4	1110MM (43.70") PHFC2 EXTRUSION WITH LOCKS 2 ENDS
R28	4	1155MM (45.47") PHFC2 EXTRUSION WITH IB2 HOLE ONE SIDE-WITH LOCK 1 END
R19	4	1155MM (45.47") PHFC2 EXTRUSION WITH IB2 HOLE ONE SIDE-WITH LOCK 1 END
IB2	4	PH INLINE CONNECTOR
CB9-S	8	50MM SQUARE PHCF2 CORNER BRACKET

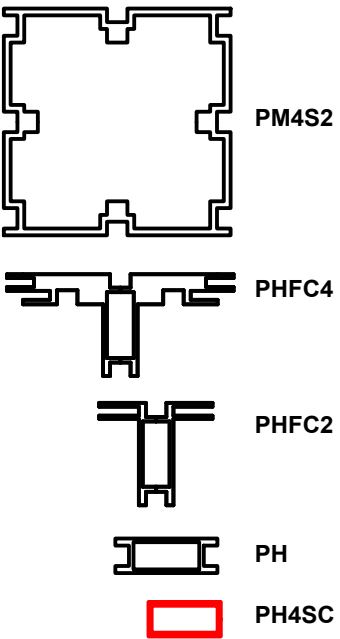


1. Redesign of this exhibit without approval by manufacturer may result in dangerous and unsafe structures. Manufacturer disclaims any responsibility for redesigned exhibits it does not approve in writing.

2. Parts and components such as panels and extrusions are manufactured to metric sizing. Where ever possible sizes have been noted in feet and inches as well as in metric. Below is the imperial to metric sizing table as reference. "Nominal" refers to approximate size.

2400mm = (94 1/2")	Phone Line / Fax
2100mm = (82 5/8")	Internet connection
1800mm = (70 7/8")	Outlet
1500mm = (59")	Main Drop (point of distrution)
1200mm = (47 1/4")	
900mm = (35 1/2")	
600mm = (23 5/8")	
300mm = (11 7/8")	

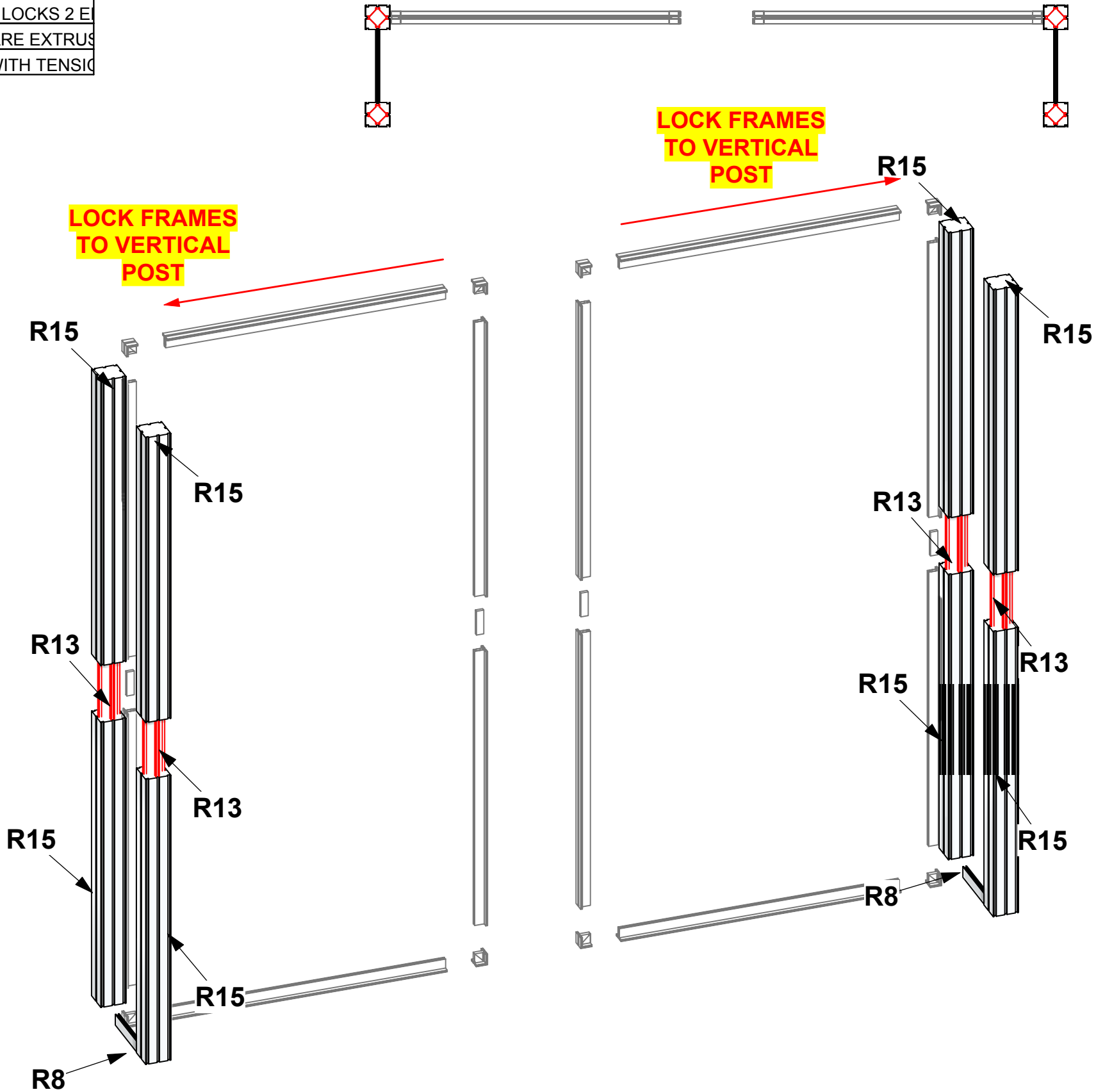
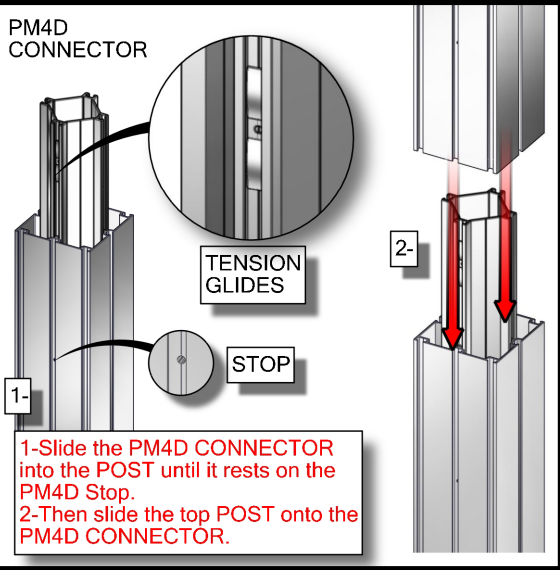

Wire running under carpet



HYBRID PRO RENTAL KIT

Title: SET-UP INSTRUCTIONS

Code	#	Description
R8	2	300MM (11.81") PH EXTRUSION WITH LOCKS 2 E
R15	8	1200MM (47.24") 100MM PM4S2 SQUARE EXTRUS
R13	4	600MM (23.62") PM4D CONNECTOR WITH TENSION

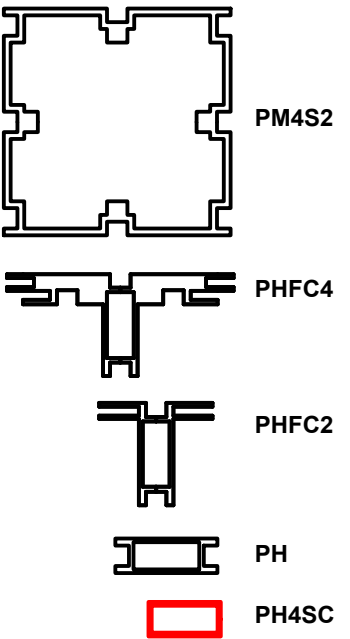


1. Redesign of this exhibit without approval by manufacturer may result in dangerous and unsafe structures. Manufacturer disclaims any responsibility for redesigned exhibits it does not approve in writing.

2. Parts and components such as panels and extrusions are manufactured to metric sizing. Where ever possible sizes have been noted in feet and inches as well as in metric. Below is the imperial to metric sizing table as reference. "Nominal" refers to approximate size.

2400mm = (94 1/2")	Phone Line / Fax
2100mm = (82 5/8")	Internet connection
1800mm = (70 7/8")	Outlet
1500mm = (59")	Main Drop (point of distrution)
1200mm = (47 1/4")	
900mm = (35 1/2")	
600mm = (23 5/8")	
300mm = (11 7/8")	

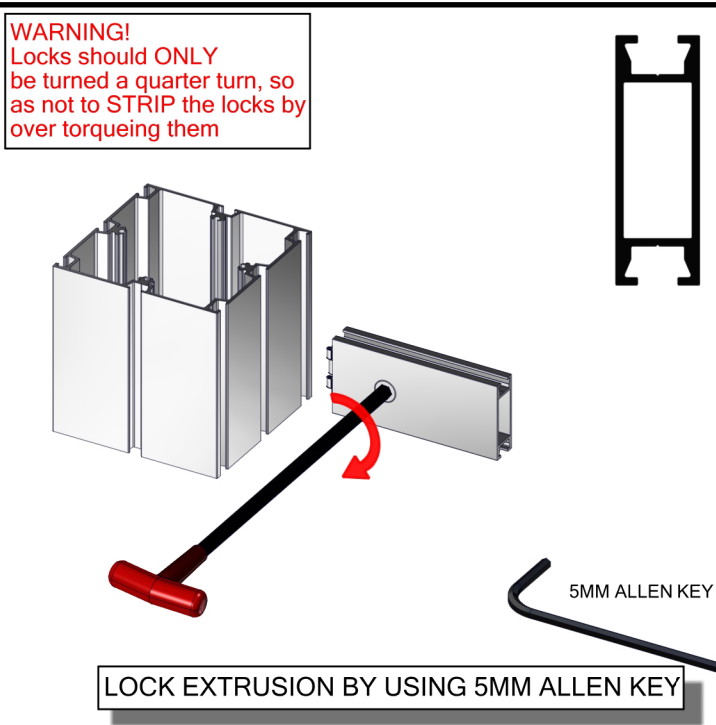
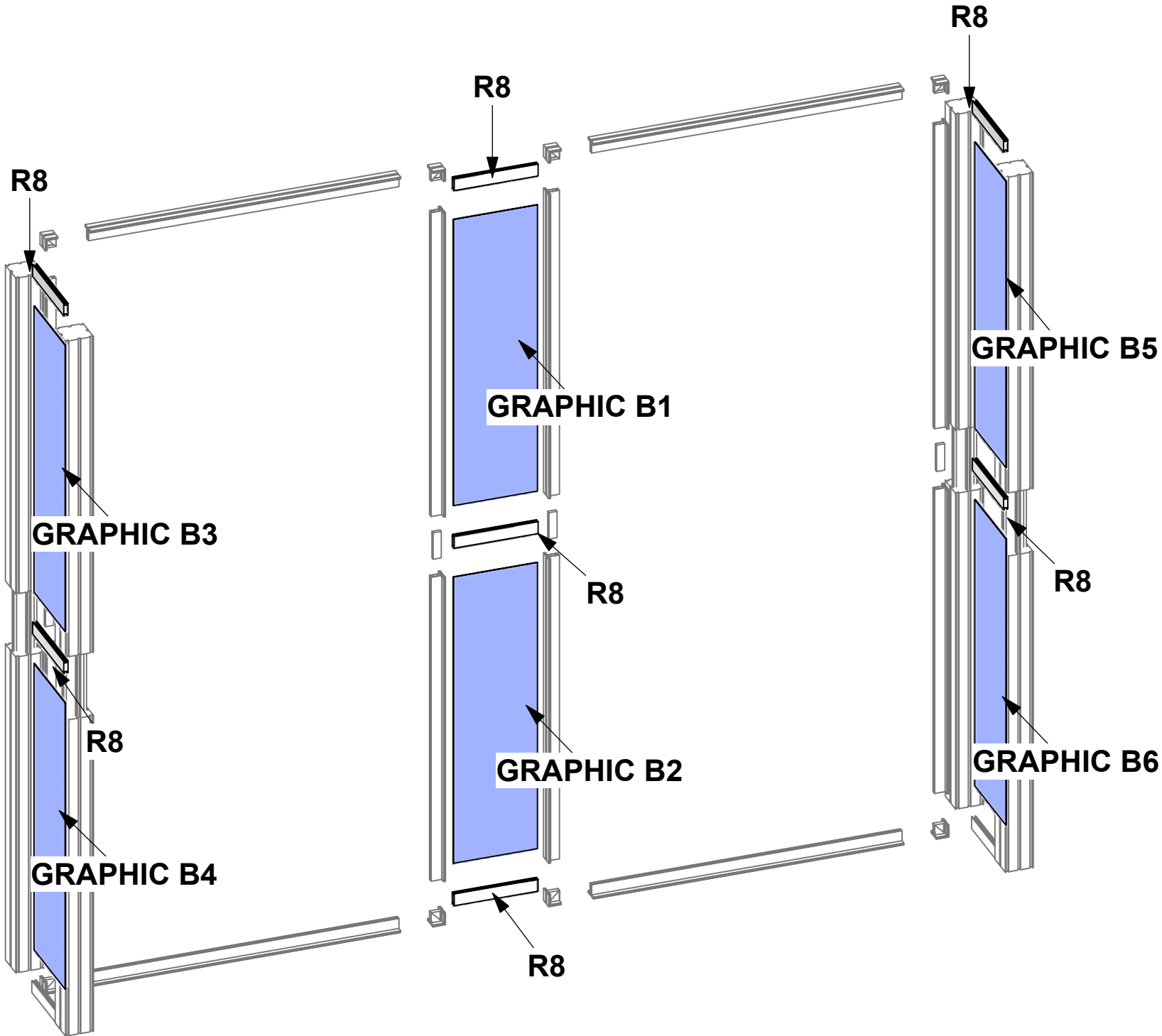
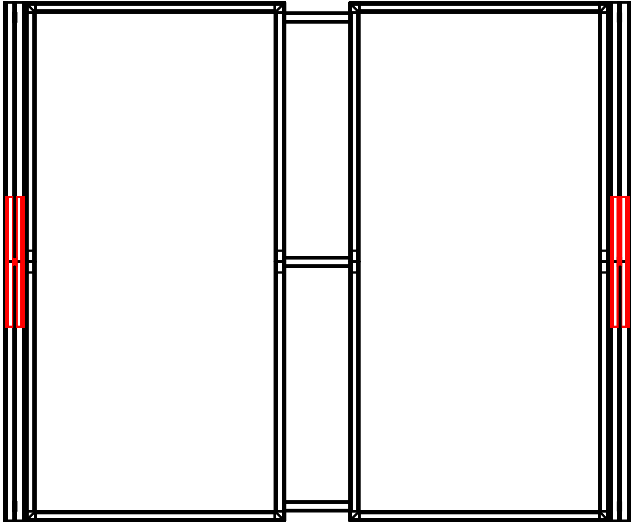
Wire running under carpet



HYBRID PRO RENTAL KIT

Title: SET-UP INSTRUCTIONS

Code	#	Description
R8	7	300MM (11.81") PH EXTRUSION WITH LOCKS 2 ENDS
GRAPHIC B5	1	12 1/4" (H) X 43 1/4" (W) DSG GRAPHIC ON 6MM WHITE SINTRA
GRAPHIC B2	1	12 1/4" (H) X 43 1/4" (W) DSG GRAPHIC ON 6MM WHITE SINTRA
GRAPHIC B6	1	12 1/4" (H) X 43 1/4" (W) DSG GRAPHIC ON 6MM WHITE SINTRA
GRAPHIC B3	1	12 1/4" (H) X 43 1/4" (W) DSG GRAPHIC ON 6MM WHITE SINTRA
GRAPHIC B4	1	12 1/4" (H) X 43 1/4" (W) DSG GRAPHIC ON 6MM WHITE SINTRA
GRAPHIC B1	1	12 1/4" (H) X 43 1/4" (W) DSG GRAPHIC ON 6MM WHITE SINTRA

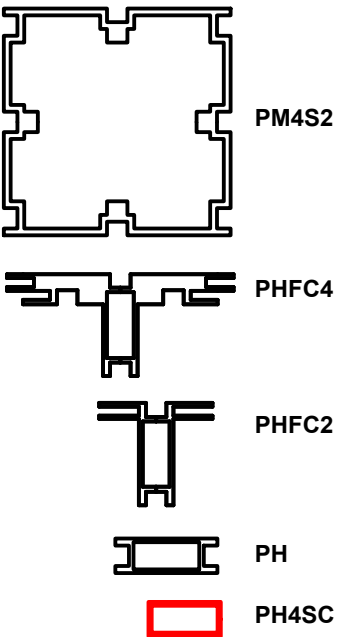


1. Redesign of this exhibit without approval by manufacturer may result in dangerous and unsafe structures. Manufacturer disclaims any responsibility for redesigned exhibits it does not approve in writing.

2. Parts and components such as panels and extrusions are manufactured to metric sizing. Where ever possible sizes have been noted in feet and inches as well as in metric. Below is the imperial to metric sizing table as reference. "Nominal" refers to approximate size.

2400mm = (94 1/2")  
2100mm = (82 5/8")  
1800mm = (70 7/8")  
1500mm = (59")  
1200mm = (47 1/4")  
900mm = (35 1/2")  
600mm = (23 5/8")  
300mm = (11 7/8")

Phone Line / Fax  
Internet connection  
Outlet  
Main Drop (point of distrution)  
Wire running under carpet

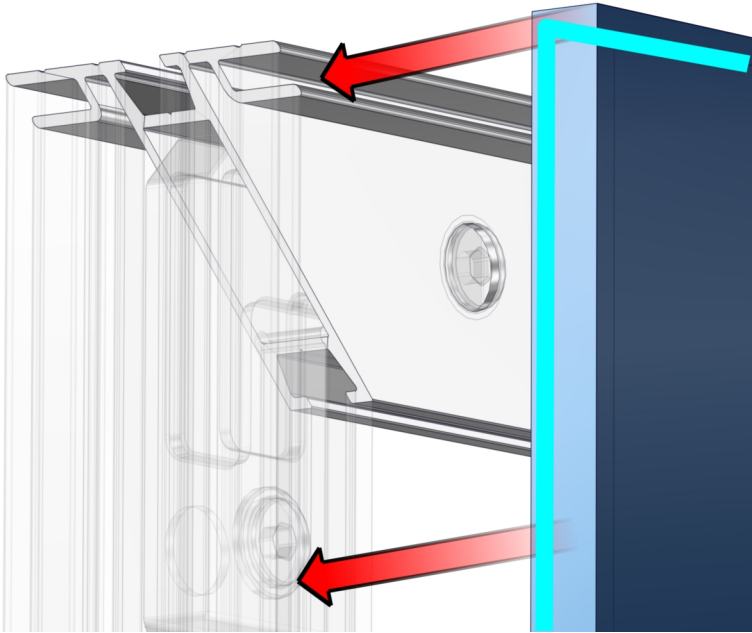


HYBRID PRO RENTAL KIT

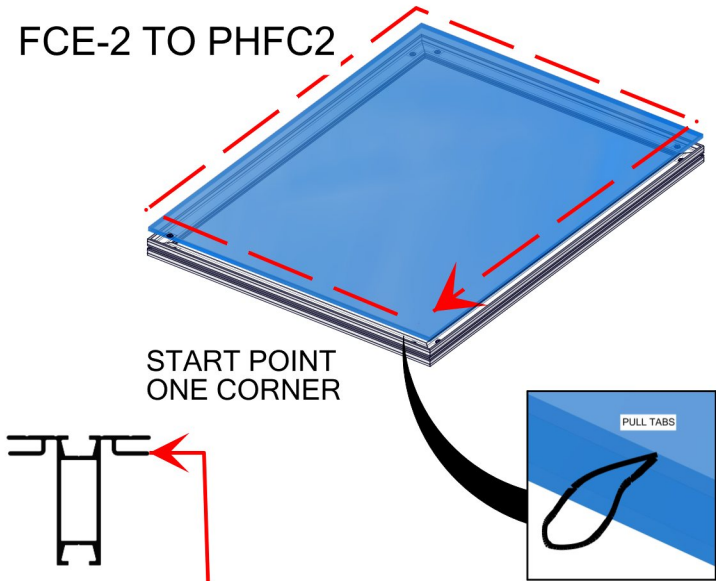
Title: SET-UP INSTRUCTIONS

Code	#	Description
GRAPHIC A2	1	94 1/2" (H) X 47 1/4" (W) SINGLE SIDED DYESUB GRAPHIC W/
GRAPHIC A1	1	94 1/2" (H) X 47 1/4" (W) SINGLE SIDED DYESUB GRAPHIC W/

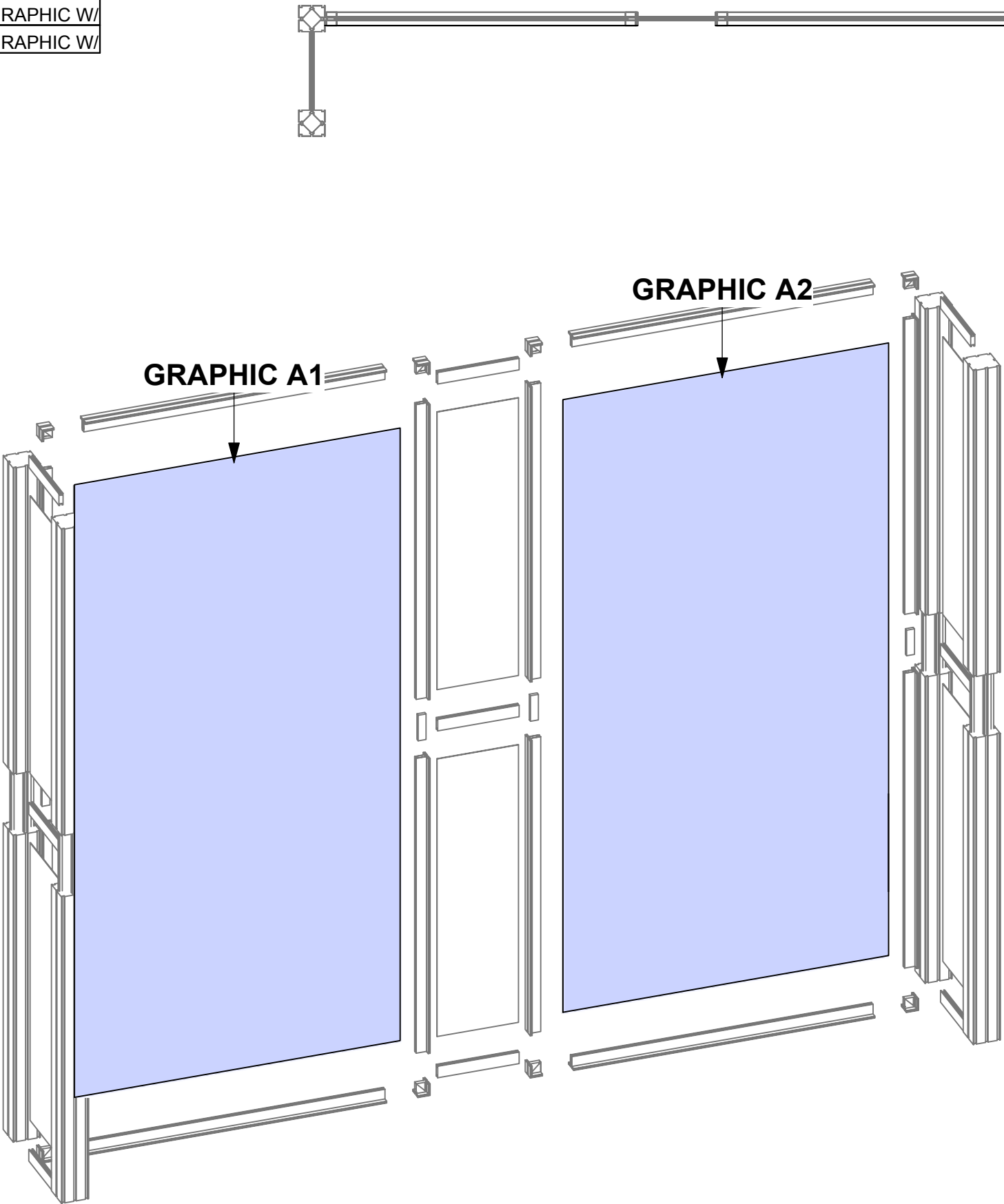
### FCE-2 TO PHFC2



### FCE-2 TO PHFC2



Install graphic by pressing the FCE-2 into the channels of PHFC2 extrusion. To pull graphics out of the channels, use tabs on the front side

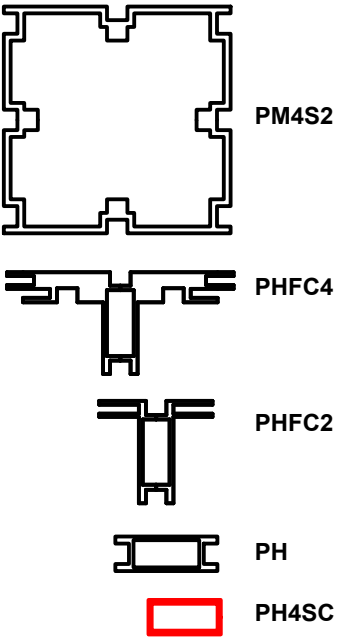


1. Redesign of this exhibit without approval by manufacturer may result in dangerous and unsafe structures. Manufacturer disclaims any responsibility for redesigned exhibits it does not approve in writing.

2. Parts and components such as panels and extrusions are manufactured to metric sizing. Where ever possible sizes have been noted in feet and inches as well as in metric. Below is the imperial to metric sizing table as reference. "Nominal" refers to approximate size.

2400mm = (94 1/2")	Phone Line / Fax
2100mm = (82 5/8")	Internet connection
1800mm = (70 7/8")	Outlet
1500mm = (59")	Main Drop (point of distrution)
1200mm = (47 1/4")	
900mm = (35 1/2")	
600mm = (23 5/8")	
300mm = (11 7/8")	

Wire running under carpet

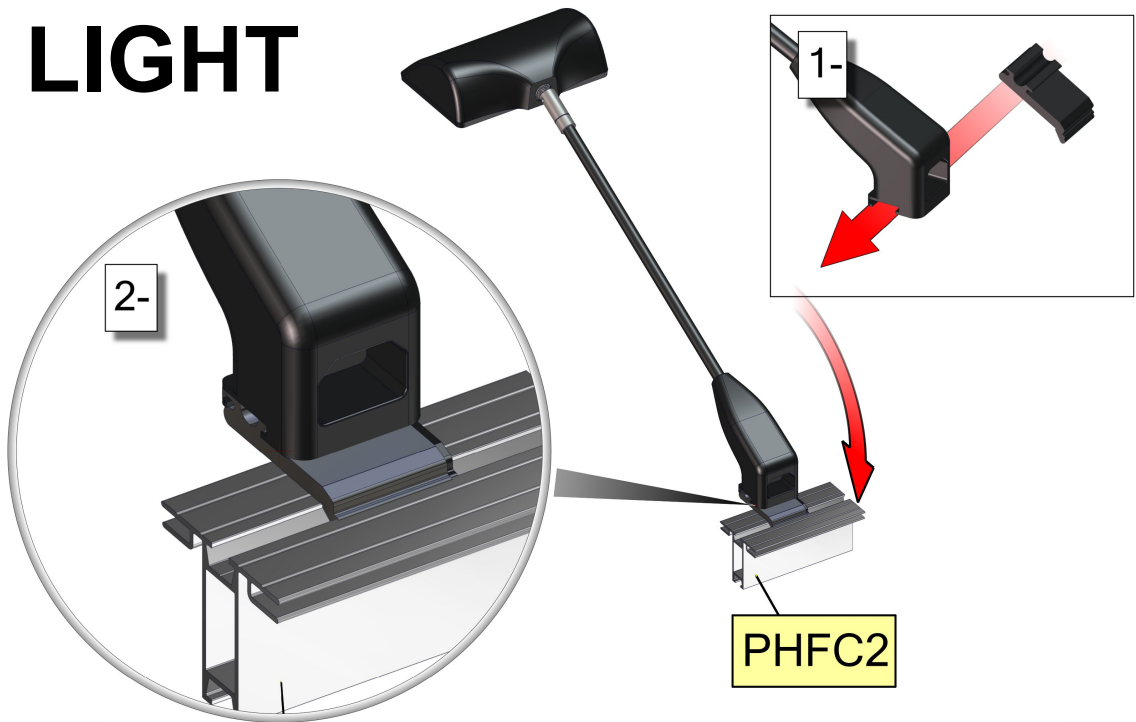


### HYBRID PRO RENTAL KIT

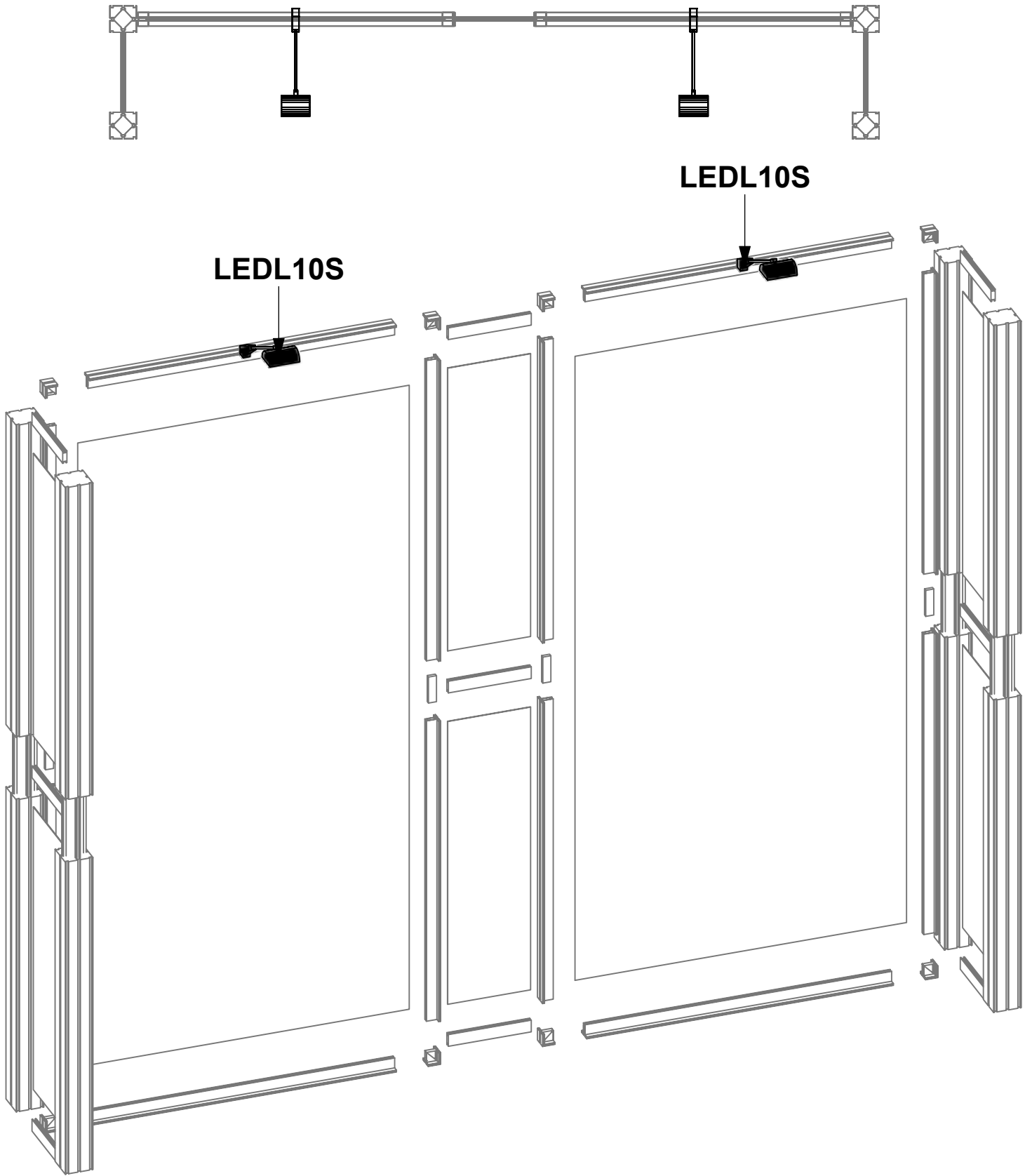
Title: SET-UP INSTRUCTIONS

Code	#	Description
LEDL10S	2	LED SPOTLIGHT,3M,UL PLUG W/TRANSFORMER SILV

LIGHT



1- Slide light clip onto the LIGHT.  
2-Then slide the LIGHT into the channel at an angle  
and then gently lower down.

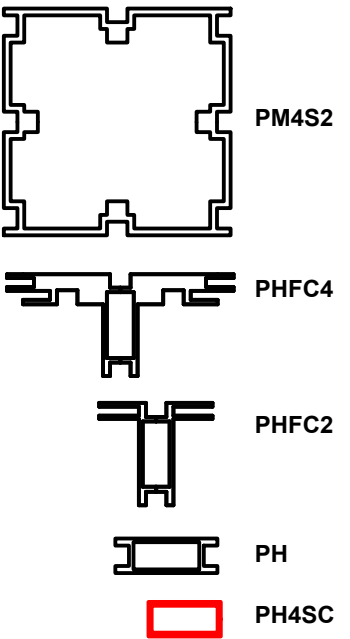


1. Redesign of this exhibit without approval by manufacturer may result in dangerous and unsafe structures. Manufacturer disclaims any responsibility for redesigned exhibits it does not approve in writing.

2. Parts and components such as panels and extrusions are manufactured to metric sizing. Where ever possible sizes have been noted in feet and inches as well as in metric. Below is the imperial to metric sizing table as reference. "Nominal" refers to approximate size.

2400mm = (94 1/2")	Phone Line / Fax
2100mm = (82 5/8")	Internet connection
1800mm = (70 7/8")	Outlet
1500mm = (59")	Main Drop (point of distrution)
1200mm = (47 1/4")	
900mm = (35 1/2")	
600mm = (23 5/8")	
300mm = (11 7/8")	

Wire running under carpet




HYBRID PRO RENTAL KIT

Title: SET-UP INSTRUCTIONS




# **PACKING INSTRUCTIONS**



(4) R28, (4) R37,  
(4) R19



STEAMER, (2) L10 LEDS LIGHTS,  
(4) R13, (9) R8



FILLER TRAY

# CASE # 1

LEGEND		GREY FOAM FOLDED TO FILL EMPTY SPACES OR USED AS PROTECTION
		1/8" CARDBOARD SPACER (PUT IN BETWEEN EVERY PANEL)
		DIVIDER
		1/4" WHITE FOAM
		(USED AS PROTECTION DOOR PANELS W/ LOCKS)


INTERNAL DIMS 48.25"L X 24"W X 14"H

EXTERNAL DIMS 51.5"L X 29"W X 14.5"H





EMPTY TRAY







(4) R15



(4) R15

CASE # 2

LEGEND		GREY FOAM FOLDED TO FILL EMPTY SPACES OR USED AS PROTECTION
		1/8" CARDBOARD SPACER (PUT IN BETWEEN EVERY PANEL)
		DIVIDER
		1/4" WHITE FOAM (USED AS PROTECTION DOOR PANELS W/ LOCKS)

INTERNAL DIMS 48.25"L X 24"W X 14"H

EXTERNAL DIMS 51.5"L X 29"W X 14.5"H

