



Formulate Tree

TREE

Heavy-duty 50mm aluminum frames are coupled with stretch, zipper pillowcase fabric graphics to create flowing, uniquely-shaped Formulate® curved walls and architectural structures that are ideal for tradeshow, events, corporate environments and interior spaces. With a variety of options, you can mix and match with other Formulate fabric structures to create the ideal display, booth or environment.



Top View

We are continually improving and modifying our product range and reserve the right to vary the specifications without prior notice. All dimensions and weights quoted are approximate and we accept no responsibility for variance. E&OE. See Graphic Templates for graphic bleed specifications.

features and benefits:

- Heavy-duty 50mm curved aluminum tube frame with heavy duty internal spigots and support legs
- Two C-shaped structures are fused together to create a sculptural media display
- Includes two monitor mounts
- Kit includes: one frame, one dye-sublimated zipper pillowcase graphic, two monitor mounts, 1 OCH2 and 2 OCL cases
- Lifetime hardware warranty against manufacturer defects

dimensions:

Hardware

Assembled unit:
92" w x 136.7" h x 247.4" d at top to
132.4" d at base
2337mm(w) x 3472mm(h) x 6285mm(d)
at top to 3364mm(d) at base

Large monitor mount: 42" / 50 lbs max

Approximate weight (includes graphic):
207.79 lbs / 94.25 kg

Shipping

Shipping dimensions - ships in three cases:
2 OCE cases (each case): 16.75" w x
39.88 - 64.25" h x 16.88" d
OCH2 case: 52" l x 30" w x 15" h

Approximate shipping weight (with cases):
277.79 lbs / 126 kg

Graphic

Refer to related graphic template for more information.

Visit:
www.exhibitors-handbook.com/graphic-templates

additional information:

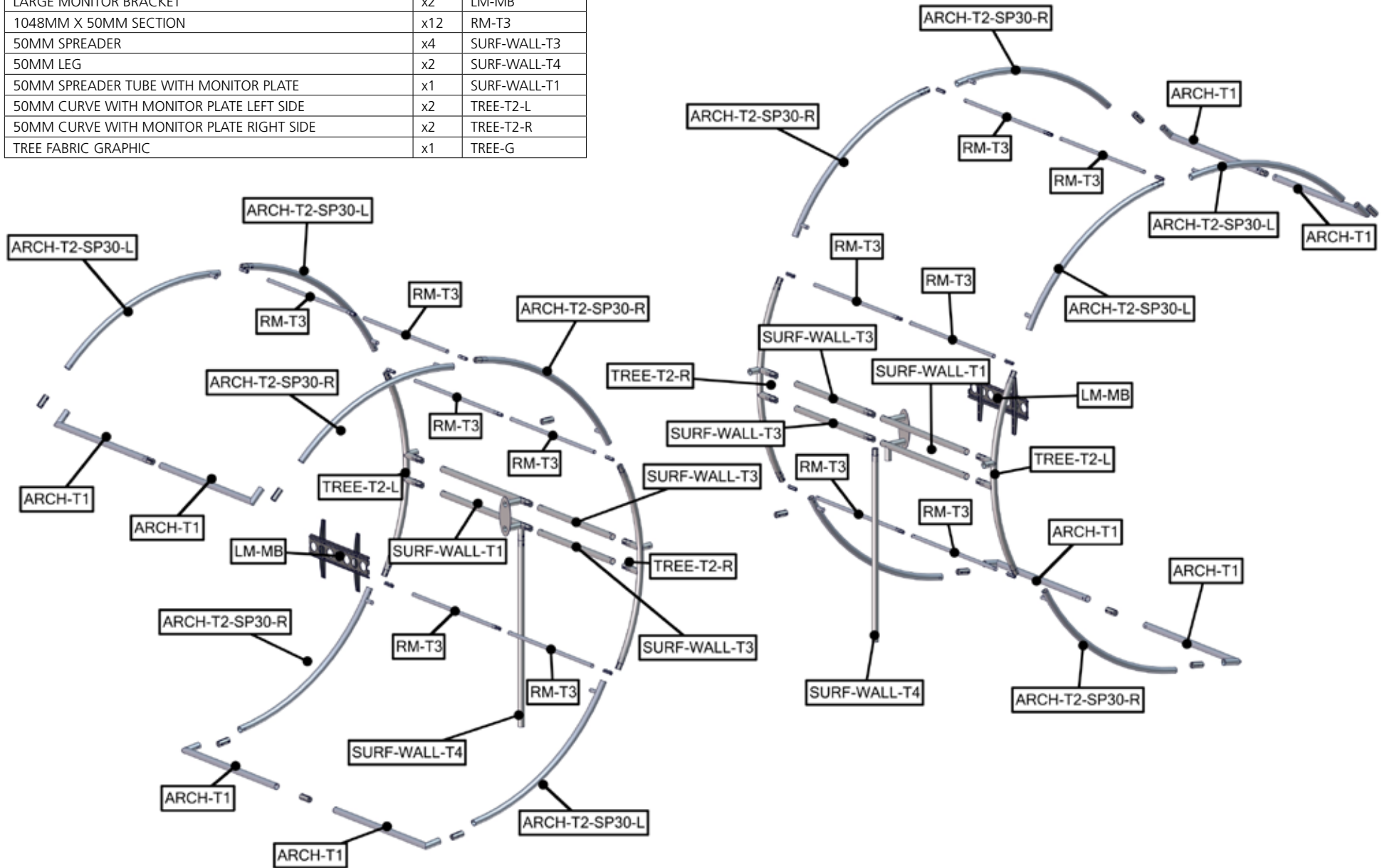
Graphic material:
Dye-sublimated zipper pillowcase fabric

*Monitors not included

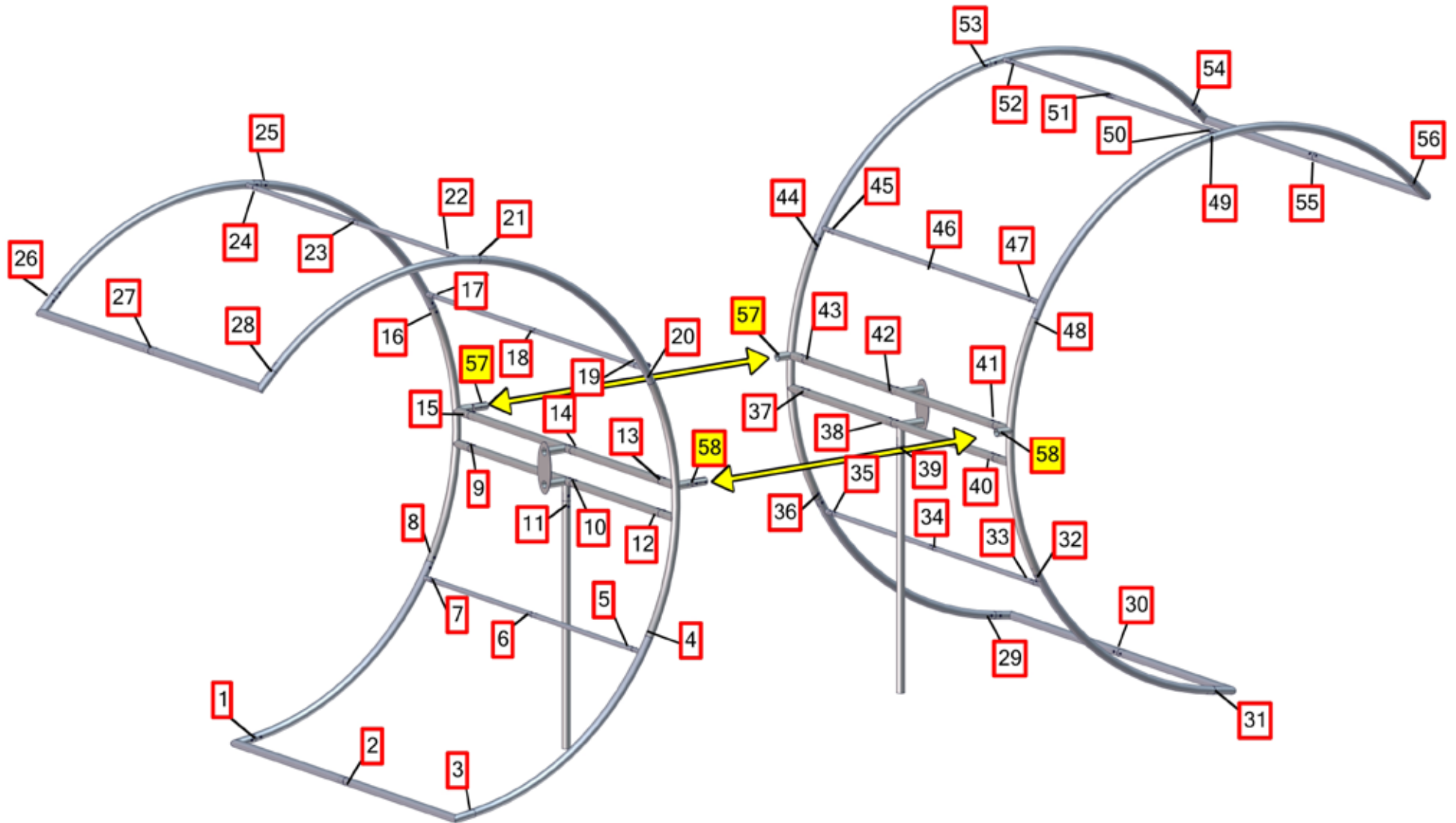


www.display-setup-animations.com

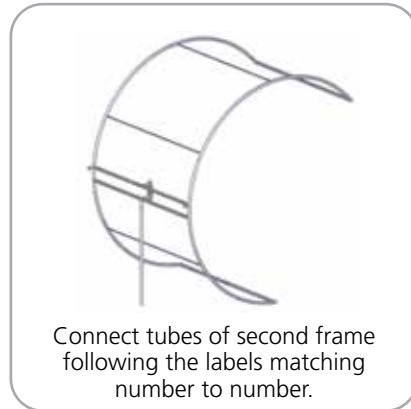
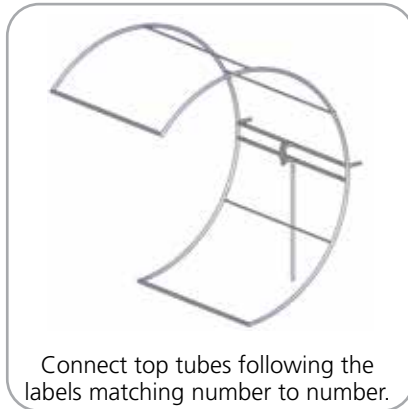
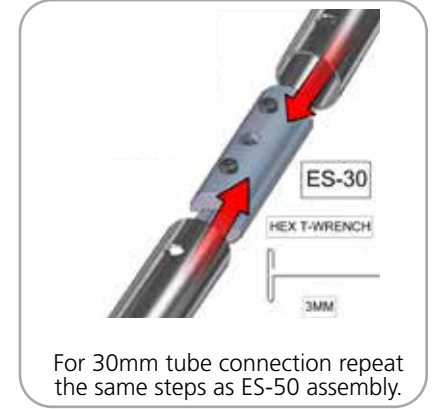
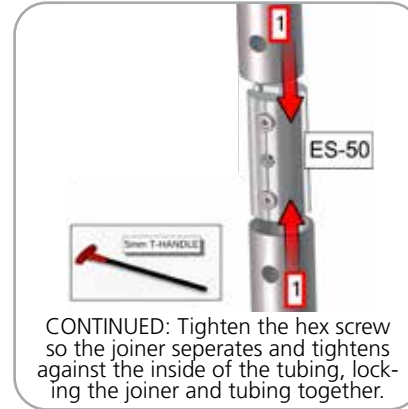
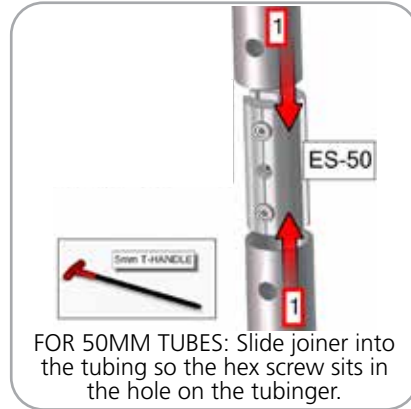
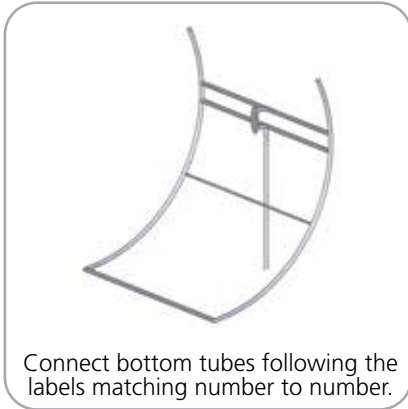
| Parts Included | | |
|--|-----|----------------|
| Part Label | Qty | Part Code |
| 50MM CORNER TUBE | x8 | ARCH-T1 |
| 2" CURVED TUBE SECTION WITH 30MM SPREADER RIGHT SIDE | x6 | ARCH-T2-SP30-R |
| 2" CURVED TUBE SECTION WITH 30MM SPREADER LEFT SIDE | x5 | ARCH-T2-SP30-L |
| EXPANDING SPIGOT FOR 30MM TUBE | x20 | ES-30 |
| EXPANDING SPIGOT FOR 50MM TUBE | x40 | ES-50 |
| LARGE MONITOR BRACKET | x2 | LM-MB |
| 1048MM X 50MM SECTION | x12 | RM-T3 |
| 50MM SPREADER | x4 | SURF-WALL-T3 |
| 50MM LEG | x2 | SURF-WALL-T4 |
| 50MM SPREADER TUBE WITH MONITOR PLATE | x1 | SURF-WALL-T1 |
| 50MM CURVE WITH MONITOR PLATE LEFT SIDE | x2 | TREE-T2-L |
| 50MM CURVE WITH MONITOR PLATE RIGHT SIDE | x2 | TREE-T2-R |
| TREE FABRIC GRAPHIC | x1 | TREE-G |



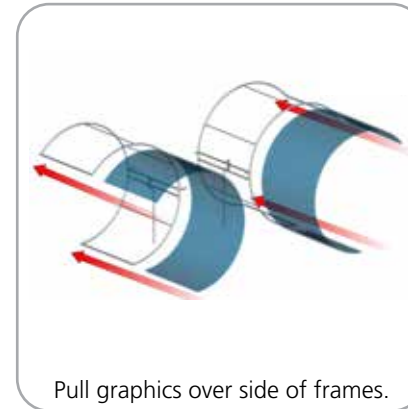
TREE FRAME ASSEMBLY:



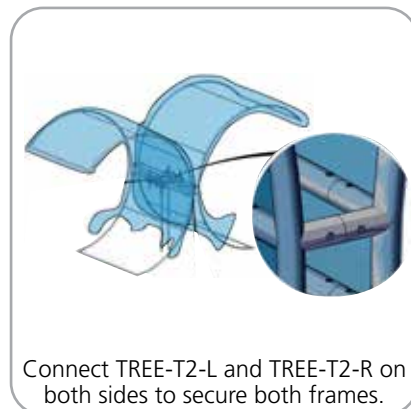
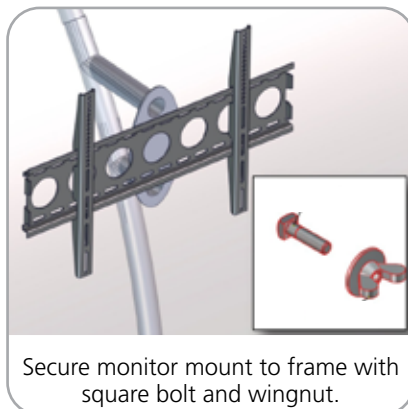
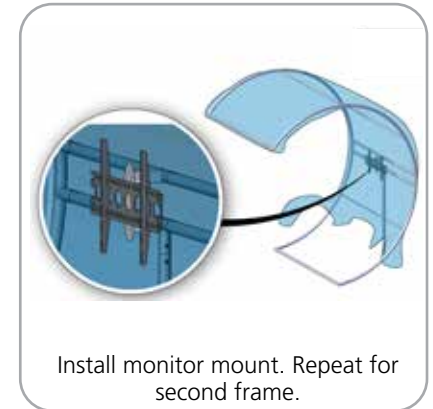
STEP 1: ASSEMBLE FRAME



STEP 2: ATTACH GRAPHICS



STEP 3: MONITOR MOUNT



STEP 4: ZIP GRAPHIC

